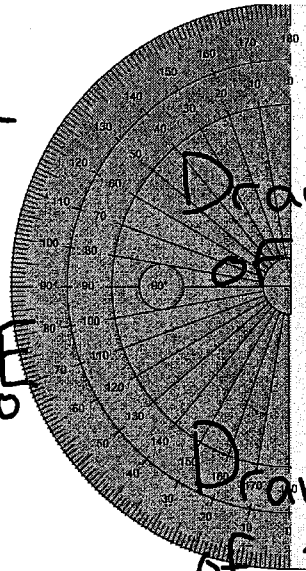
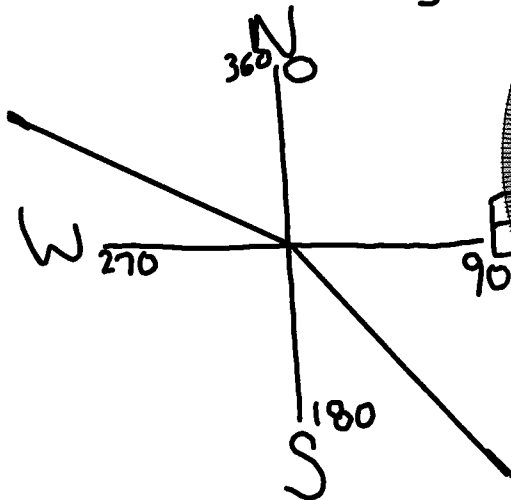


★ BEARINGS ARE Clockwise
OFF NORTH


Bearings



Draw a bearing of 135°

Draw a bearing of 293°

* $293 - 180 = 113$
I need 113° beyond 180°



Determine the
angle between
the hands at
5:00

Each hour represents $\frac{360}{12} 30^\circ$

$$5 \times 30^\circ = 150^\circ$$

Reflex Angle

$$7 \times 30 = 210^\circ$$

