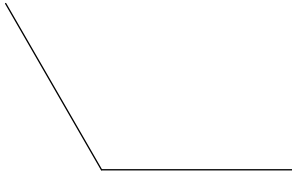


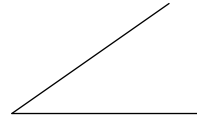
Angles

Find the measure of each angle to the nearest degree.


1)



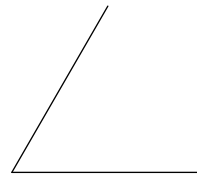
2)



3)



4)



Draw an angle with the given measurement.



5) 20°

6) 50°



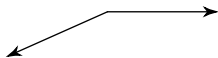
7) 105°

8) 170°

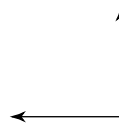


Classify each angle as acute, obtuse, right, or straight.

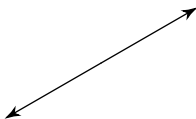
9)



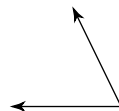
10)



11)



12)



13) 90°

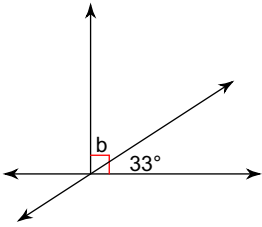
14) 110°

15) 29°

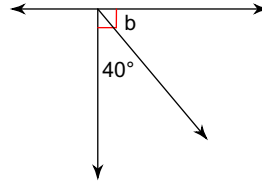
16) 180°

Find the measure of angle b.

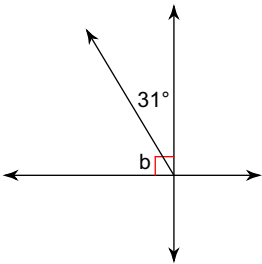
17)



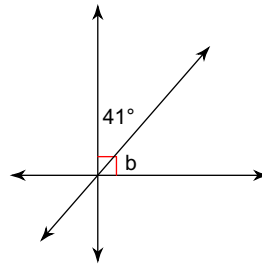
18)



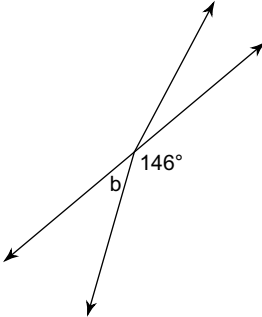
19)



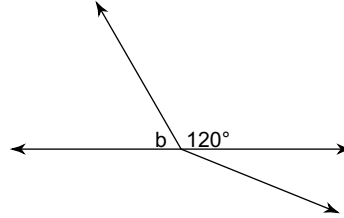
20)



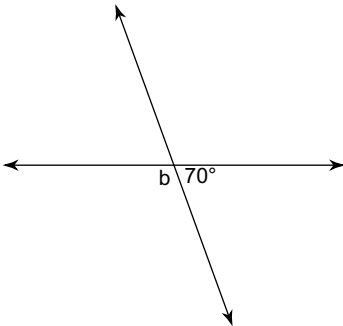
21)



22)



23)



24)

