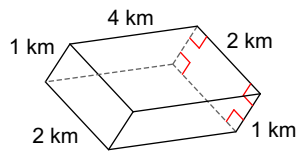


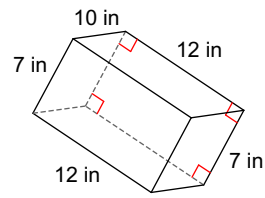
# Surface Area of Prisms and Pyramids

**Find the surface area of each figure. Round your answers to the nearest hundredth, if necessary.**

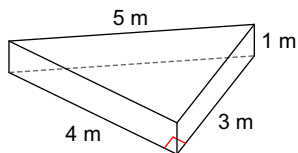
1)



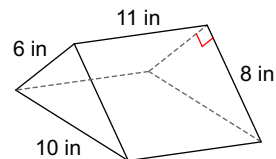
2)



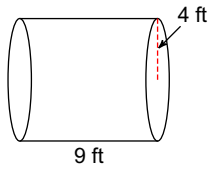
3)



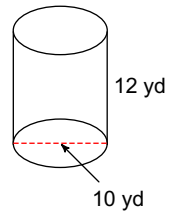
4)



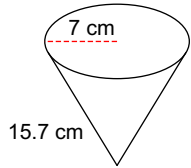
5)



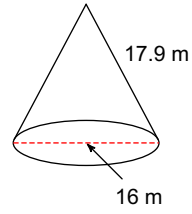
6)



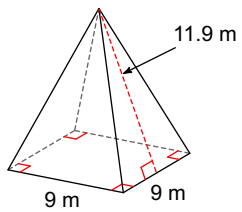
7)



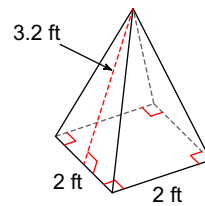
8)



9)



10)



## Answers to Surface Area of Prisms and Pyramids

- |                          |                          |                         |                         |
|--------------------------|--------------------------|-------------------------|-------------------------|
| 1) $28 \text{ km}^2$     | 2) $548 \text{ in}^2$    | 3) $24 \text{ m}^2$     | 4) $312 \text{ in}^2$   |
| 5) $326.73 \text{ ft}^2$ | 6) $534.07 \text{ yd}^2$ | 7) $499.2 \text{ cm}^2$ | 8) $650.94 \text{ m}^2$ |
| 9) $295.2 \text{ m}^2$   | 10) $16.8 \text{ ft}^2$  |                         |                         |