

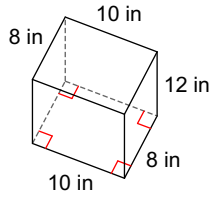
# Surface Area Notes

Name \_\_\_\_\_

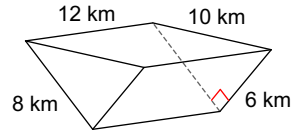
© 2017 Kuta Software LLC. All rights reserved.

**Find the surface area of each figure. Round your answers to the nearest hundredth, if necessary.**

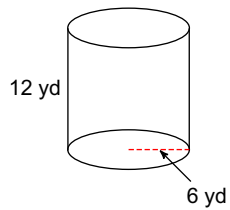
1)



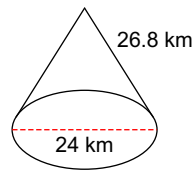
2)



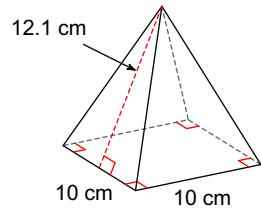
3)



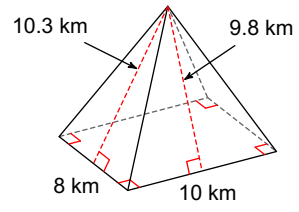
4)



5)



6)



## Answers to Surface Area Notes

1)  $592 \text{ in}^2$   
5)  $342 \text{ cm}^2$

2)  $336 \text{ km}^2$   
6)  $260.4 \text{ km}^2$

3)  $678.58 \text{ yd}^2$

4)  $1462.73 \text{ km}^2$