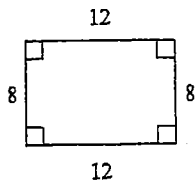
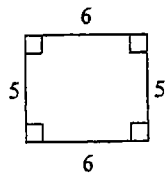


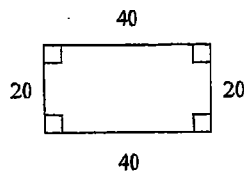
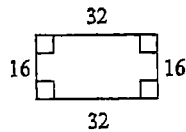
Assignment 6.1

State if the polygons are similar.

1)

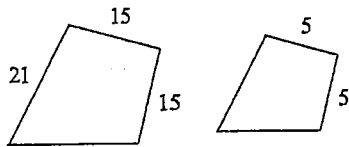


2)

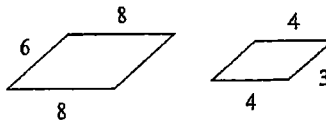


The polygons in each pair are similar. Find the scale factor of the smaller figure to the larger figure.

3)

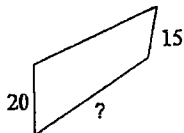
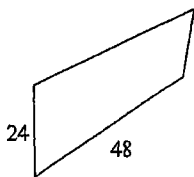


4)

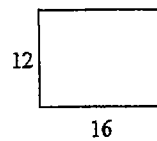
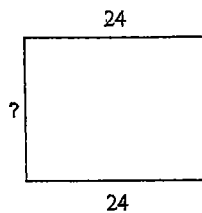


The polygons in each pair are similar. Find the missing side length.

5)

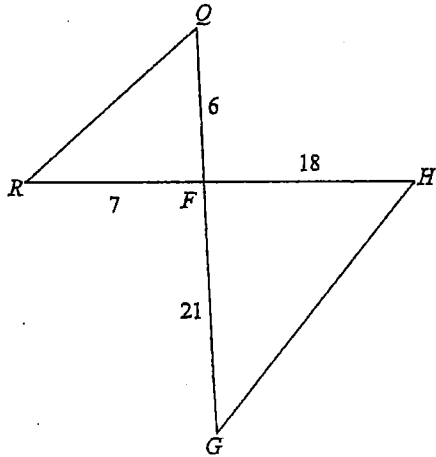


6)

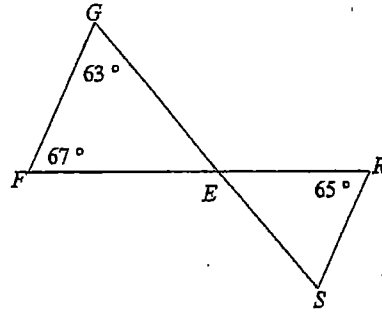


State if the triangles in each pair are similar. If so, state how you know they are similar.

7)

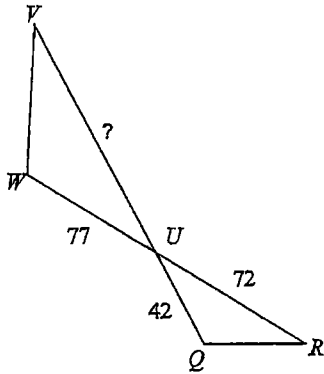


8)

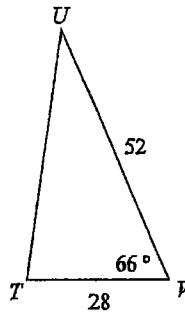
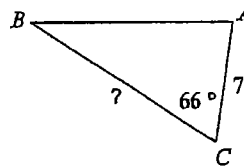


Find the missing length. The triangles in each pair are similar.

9)

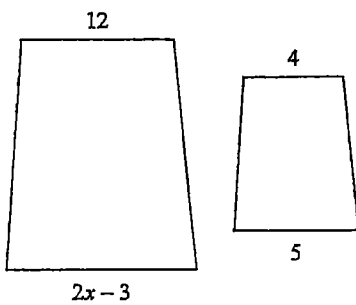


10)

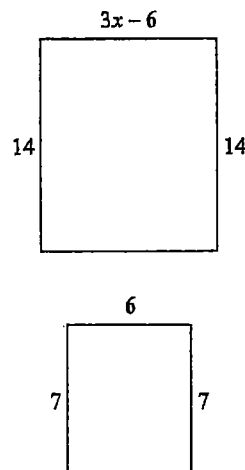


Solve for x . The polygons in each pair are similar.

11)

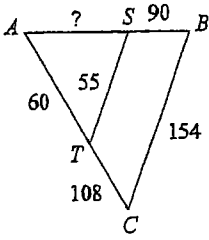


12)

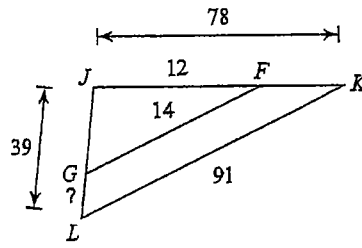


Find the missing length. The triangles in each pair are similar.

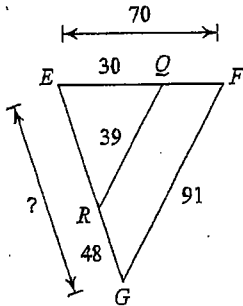
13)



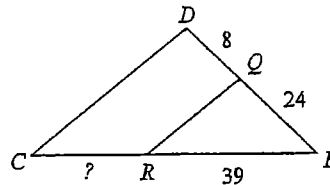
14)



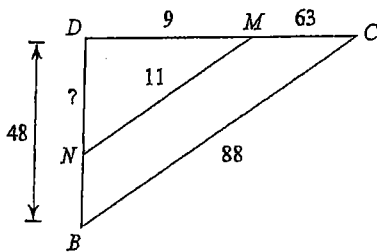
15)



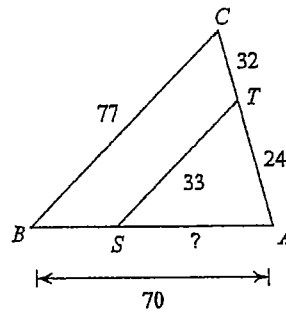
16)



17)

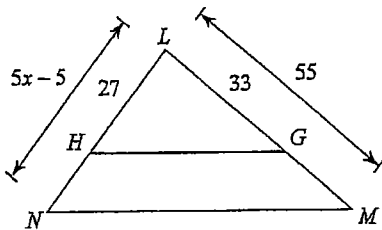


18)

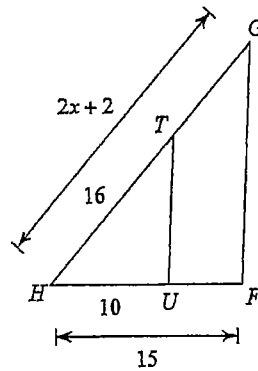


Solve for x . The triangles in each pair are similar.

19)

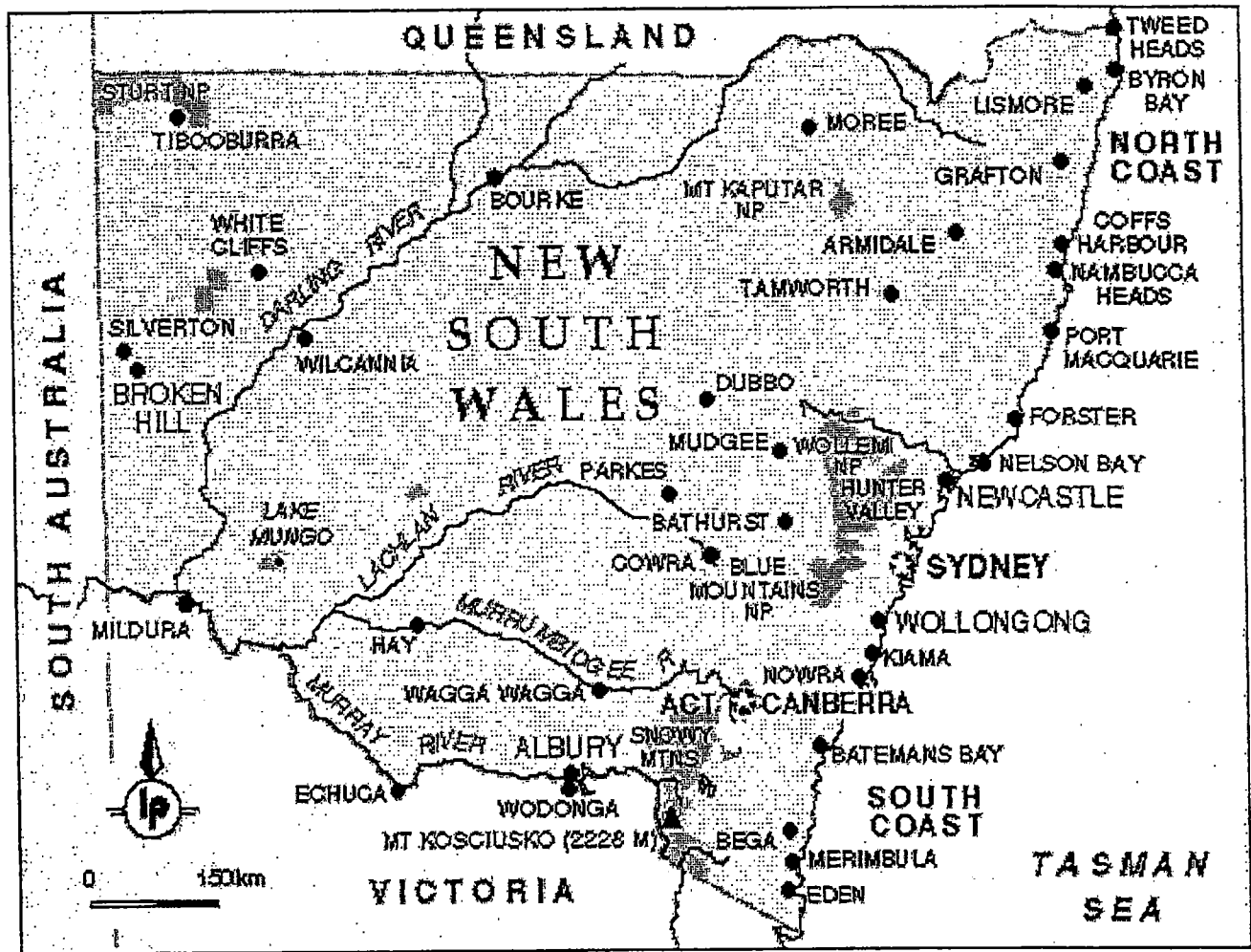


20)



Answers to Assignment 6.1

- | | | | |
|----------------|------------|----------------------------|----------|
| 1) not similar | 2) similar | 3) 1 : 3 | 4) 1 : 2 |
| 5) 40 | 6) 18 | 7) similar; SAS similarity | |
| 8) not similar | 9) 132 | 10) 13 | 11) 9 |
| 12) 6 | 13) 50 | 14) 33 | 15) 84 |
| 16) 13 | 17) 6 | 18) 30 | 19) 10 |
| 20) 11 | | | |



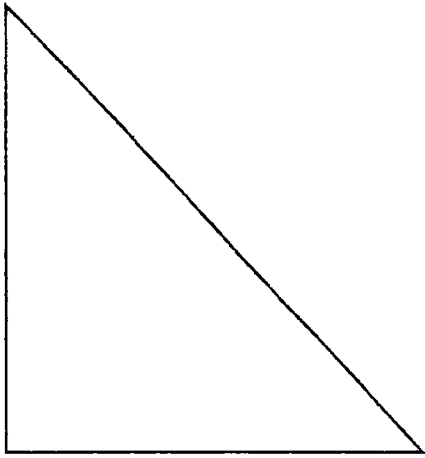
1. Determine the distance from Wodonga to Echuca.
2. Determine the distance from Wilcannia to Nowra.
3. Determine the distance from Nambucca Heads to Moree.
4. Determine the distance from Merimbula to Mudgee.

Answers: 1) 202.5km 2) 727.5km 3) 322.5km 4) 450km

5. Draw a 3:1 scale drawing



6. Draw a 3:4 scale drawing.



Answers 1.



2.

